


## SECTION 6

### THROTTLE RODS & CABLES CHOKE




**THROTTLE ROD  
7E5-4**

"T" handle throttle: Detail of left side of instrument panel (top right = cabin heat push/pull cable, visual sight gauge for old style header tank, and hour meter underneath cabin heat).



**THROTTLE RODS**  
7E5-4 Qty = 2

Cutout slot in the firewall for the throttle rod.




**7E5-1**  
**THROTTLE BELLCRANK**

Welded assembly.  
Orientation: Vertical rods  
are installed on the right  
side

Remove the bellcrank to rill the 3/16" hole parallel to the firewall




3/16" hole for the throttle rods 7E5-4 in the left and right vertical tube on the bellcrank 7E5-1



If the Sleeve does not want to go over the flexible cable housing, drill it out to enlarge the inside diameter of the sleeve.





Bing carburetor, left side (throttle lever arm not in photo)



Remove the cable adjusters on the carburetors (they will be used and installed on the Choke cable Angle 7E5-7).

Open the hole in the mounting bracket and screw in the cable stop adjuster 25-0700




Detail of right carb

Cable housing fits between cable adjusters.



Detail of left carburetor

Install the cable housing to the left carb





Insert the end of the throttle through the 1/16" hole in the AN3 bolt



Throttle cable with formed end







The spring is already installed on the carb

NOTE: The spring pulls the throttle full open.

Cable end: insert the end of the cable through the drilled bolt and tighten nut.



IDLE: Pull throttle for idle.



**CHOKE CABLE  
ANGLE**


7E5-7 qty = 1

4 RIVETS A4




Push / pull cable

7E5-7 installed on left side of the Upper Channel 7F7-1SP




Install the left cable housing




The left and right cables are tied together to a push pull cable with a nico press sleeve.





Routing of the right cable housing



Detail of nico press sleeve used to join left and right throttle cables to the push pull cable.



Left Carb: the mark on the choke shaft points towards the cable engagement.



Right side has to be changed, see section 15-2 of Rotax installation manual